



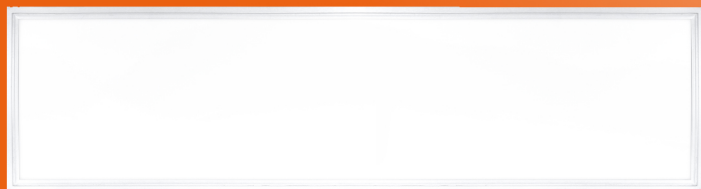
110°
Beam Angle



Pannello 595x595



Kit Pannello Esterno



Pannello 295x1195



Kit Pannello Sospeso

OPTIONS:

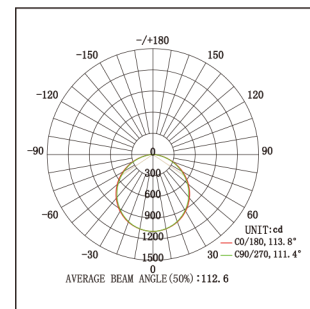

- * Suspension.
- * Recessed mounted.
- * Surface mounted.

Features:

- * Ultra-slim design.
- * Side illuminated LED design.
- * High quality aluminum body for heat dissipation.
- * Mercury free and long-lasting.

Applications:

Ideal for offices, supermarkets and commercial lighting.



Code	Voltage	Power (W)	Lumen(lm) 3000/4000/6500K	Size (mm)	Cut-out (mm)	Packing QTY (pcs/CTN)
FSP28660-48	AC180-265V	48	3600/3700/3800	595*595	585*585	6
FSP28312-48	AC180-265V	48	3600/3700/3800	295*1195	285*1185	6